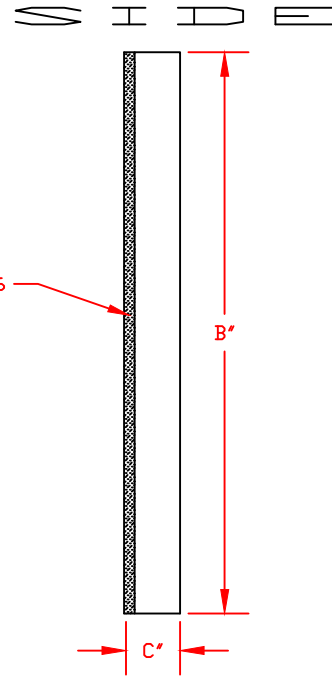
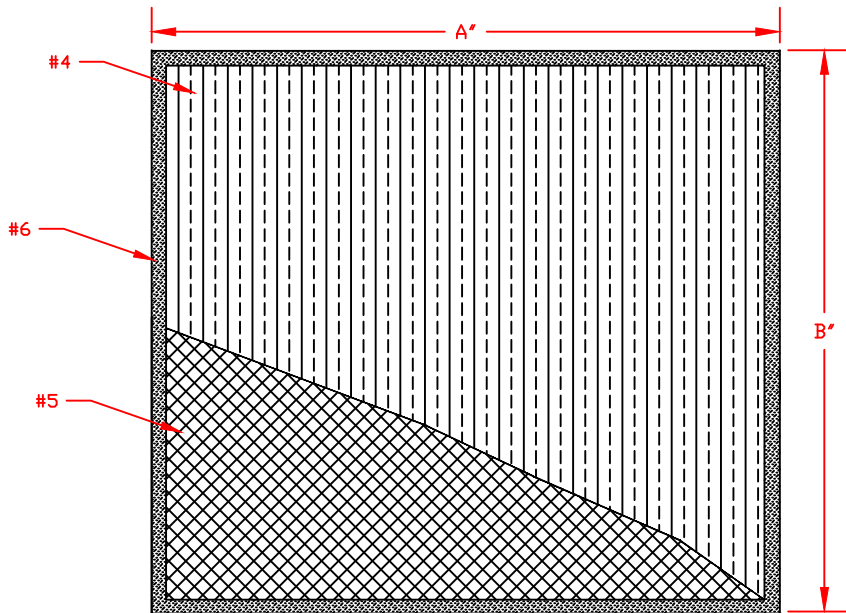
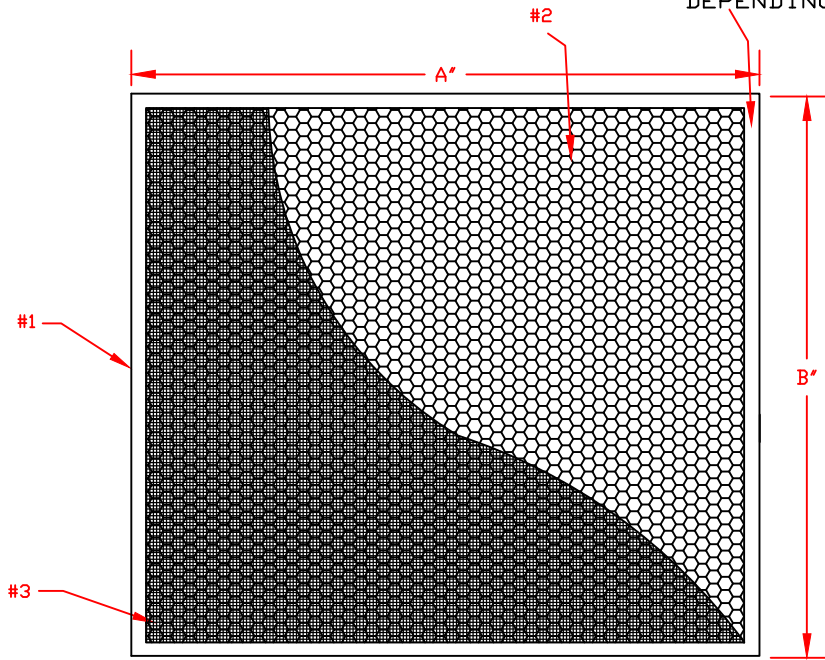


FACE LEG MAY VARY FROM .375" - .750" +/- .032  
 DEPENDING ON THICKNESS OF FRAME



## SPECIFICATIONS

TOLERANCE: A, B +0/-1/8 C +0/-1/32  
 DIMENSIONS: A X B X C

### DIMENSIONS

A	15 1/4
B	19 1/4
C	3 1/2

#1 FRAME MATERIAL:  
 ELECTRO TIN PLATE (26 GAUGE)

#2 CORRUGATED:  
 HONEYCOMB SEPERATOR  
 FILLED WITH XB-17 MEDIA

#3 SCREEN MATERIAL:  
 FIBERGLASS WIRECLOTH

#4 BLUE POLY TWO SIDE

#5 WIRE MESH TWO SIDE

#6 GASKET

### NOTES:

MATERIAL:  
 MAY VARY IN COLOR FROM PART TO PART

POP RIVET HOLE FOR 1/8 RIVET  
 MAY VARY IN QUANTITY  
 DO TO FRAME THICKNESS

TITLE:

**Captured Air Kitchen Exhaust Filter**

PART NO.

57-16x20x4CAKEF

DRAWN:

MLF

SCALE:

NTS

DATE:

3/27/20

# HYDROSIL

APPROVED SIGNATURE :

DATE: