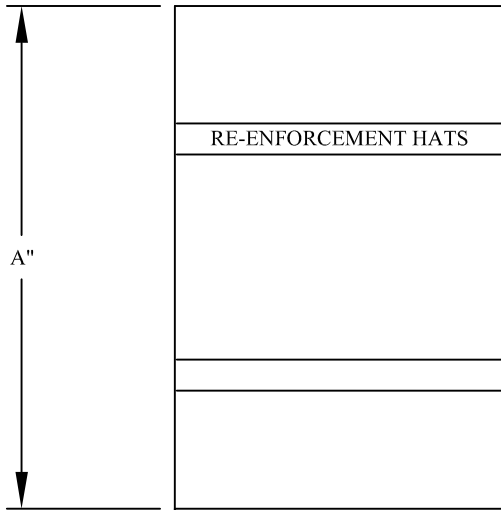
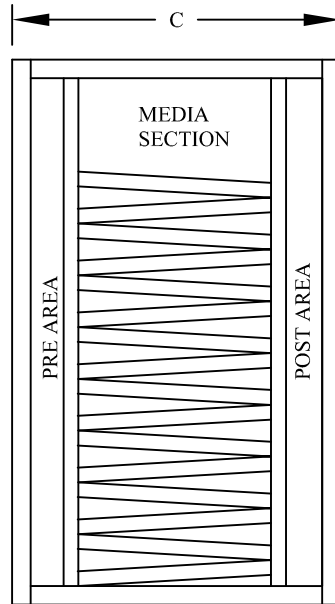


**TOP VIEW**

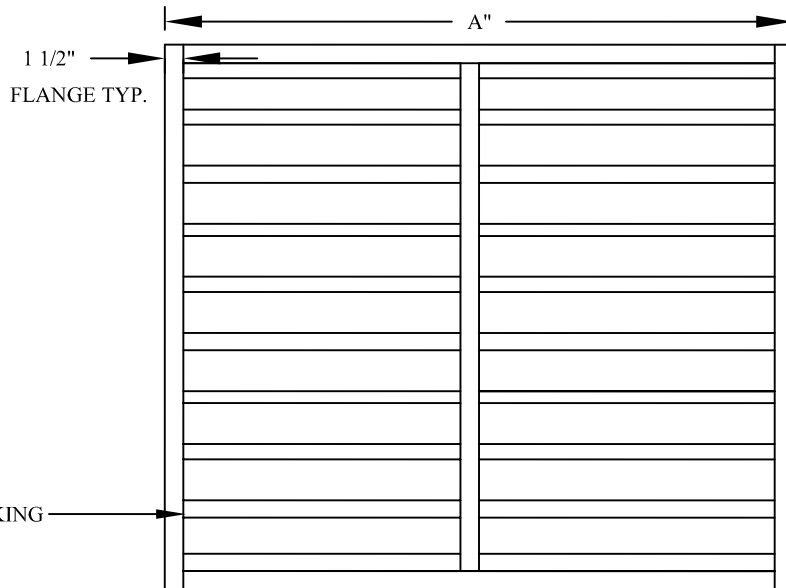


AIR FLOW →



**SIDE VIEW**

HINGED DOORS  
BOTH SIDES



**AIR INLET/  
OUTLET VIEW**

**Specifications**

**DIMENSIONS**

X X

A= WIDTH----

B= HEIGHT----

C= DEPTH----

ALL WELDED CONSTRUCTION

16 GAUGE ALUMINIZED.

16 GAUGE S.S 304.

16 GAUGE C.R.S PAINTED

OTHER:

**PASSES**

PRE FILTER 1"  2"  4"

PANELS 5/8"  3/4"  1"  1 7/8"

MODULES 18  12  HEADER

NUMBER PASSES 1  2

POST FILTER 1"  2"  4"

DOOR ACCESS 1SIDE  2SIDE

DOORS HINGED  BOLT ON

**OPTIONAL**

TRANSITIONS

INSULATED

WEATHER HOOD

POSITIVE SEAL LATCHES

S.S HARDWARE

TITLE: **SA HOUSING**

SCALE: NONE

DRAWN BY: **MLF**

APPROVED BY:

REVISION:

DATE: 3/10/10

TOLERANCES: +/- 1/8"

**HYDROSIL**