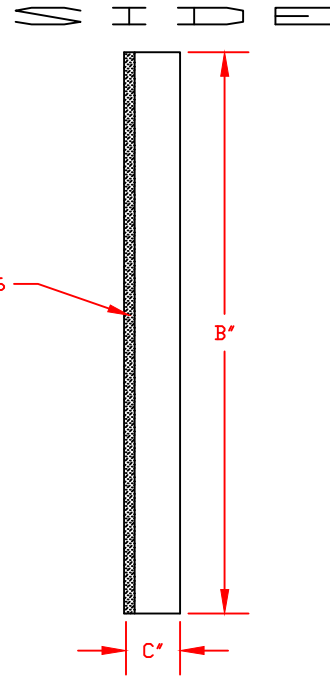
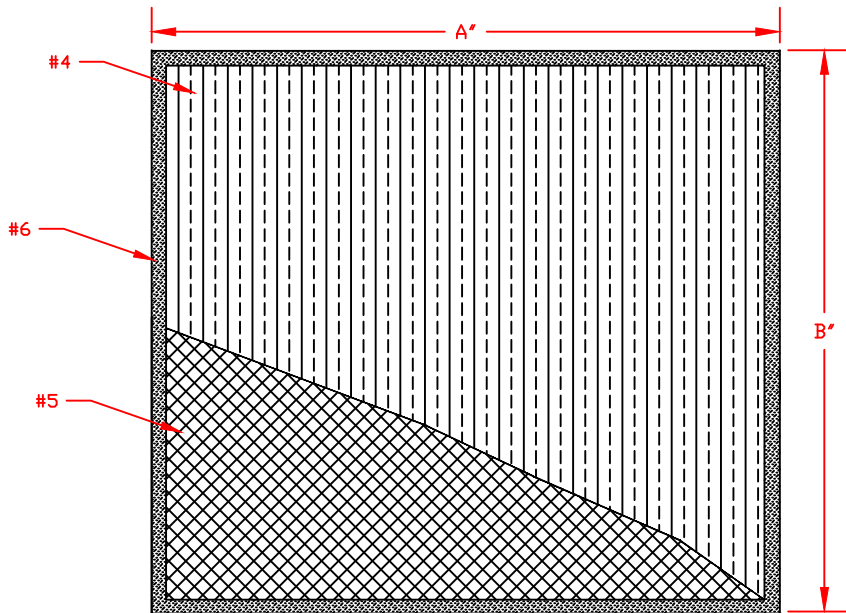
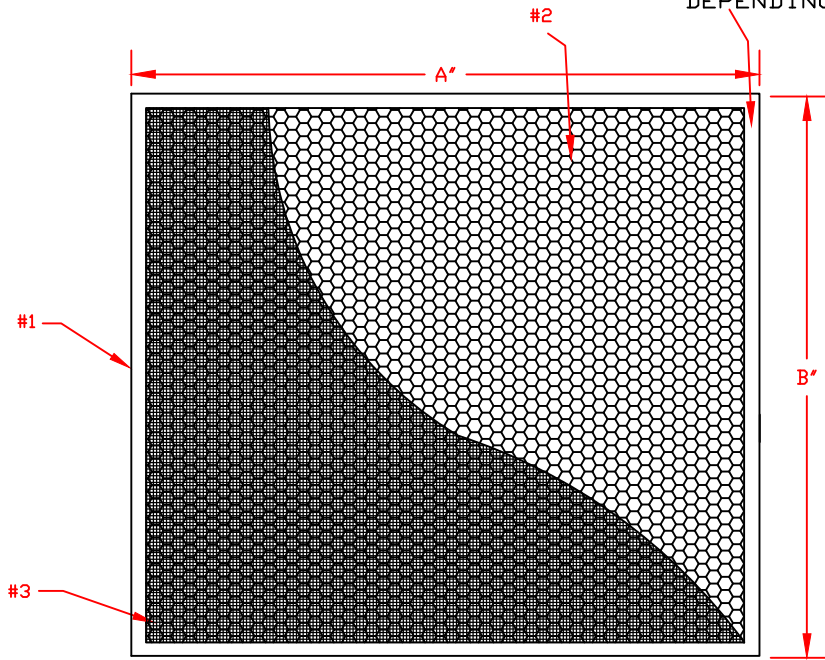


FACE LEG MAY VARY FROM .375" - .750" +/- .032
 DEPENDING ON THICKNESS OF FRAME



NOTES:

MATERIAL:
 MAY VARY IN COLOR FROM PART TO PART
 POP RIVET HOLE FOR 1/8 RIVET
 MAY VARY IN QUANTITY
 DO TO FRAME THICKNESS

SPECIFICATIONS

TOLERANCE: A, B +0/-1/8 C +0/-1/32
 DIMENSIONS: A X B X C

DIMENSIONS

A	19 1/4
B	24 1/4
C	3 1/2

- #1 FRAME MATERIAL:
ELECTRO TIN PLATE (26 GAUGE)
- #2 CORRUGATED:
2" HONEYCOMB SEPERATOR
FILLED WITH 4X8 CARBON
- #3 SCREEN MATERIAL:
FIBERGLASS WIRECLOTH
- #4 BLUE POLY TWO SIDE
- #5 WIRE MESH TWO SIDE
- #6 GASKET

TITLE:
Captured Air Kitchen Exhaust Filter

PART NO.
 57-20X25X4CAKEF

DRAWN: MLF SCALE: NTS DATE: 3/27/20

HYDROSIL

APPROVED SIGNATURE :

DATE: